



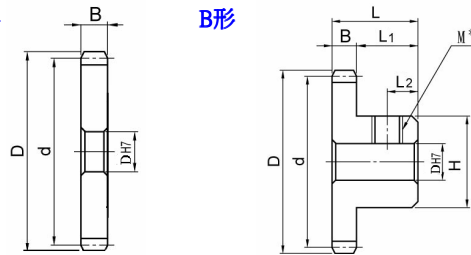
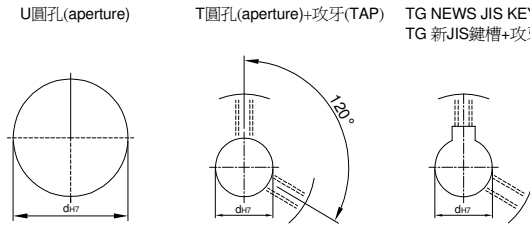
## 正齒輪 M1.5型

### SPUR GEARS <M1.5>



| Type | 材質     | 表面處理 |
|------|--------|------|
| GSSD | S45C   | 染黑   |
| GSSZ | S45C   | 鍍鋅   |
| GSSN | S45C   | 鍍鎳   |
| GSSC | S45C   | 鍍鉻   |
| GSSH | S45C   | 無電解鍍 |
| GSSS | SUS303 | 電解   |

齒輪形狀：A形



| Catalog No.                                  |      | 齒數  | 齒寬 | 形狀    | 軸孔徑Dh7 |      |      |      | d    | D    | H  | L  | L1 | L2 | M  |
|--|------|-----|----|-------|--------|------|------|------|------|------|----|----|----|----|----|
| Type   | 模數   |     |    |       | A      |      | B    |      |      |      |    |    |    |    |    |
|  |      |     |    |       | U孔     | T孔   | TG孔  | U孔   |      |      |    |    |    |    |    |
| GSSD<br>GSSZ<br>GSSN<br>GSSC<br>GSSH<br>GSSS | M1.5 | 15  | 10 | A     | 6~14   | 6~12 | 8~12 | 6~12 | 22.5 | 25.5 | 18 | 29 | 9  | 4  | M4 |
|  |      | 16  |    |       | 24     |      |      |      | 27   | 20   |    |    |    |    |    |
|  |      | 18  |    |       | 27     |      |      |      | 30   | 22   |    |    |    |    |    |
|  |      | 20  |    |       | 30     |      |      |      | 33   | 25   |    |    |    |    |    |
|  |      | 24  |    |       | 36     |      |      |      | 39   | 30   |    |    |    |    |    |
|  |      | 25  |    |       | 37.5   | 40.5 | 30   |      |      |      |    |    |    |    |    |
|  |      | 26  |    |       | 39     | 42   | 32   |      |      |      |    |    |    |    |    |
|  |      | 28  |    |       | 42     | 45   | 34   |      |      |      |    |    |    |    |    |
|  |      | 30  |    |       | 45     | 48   | 35   |      |      |      |    |    |    |    |    |
|  |      | 32  |    |       | 48     | 51   | 35   |      |      |      |    |    |    |    |    |
|  | M1.5 | 15  | B  | 8~37  | 8~20   | 8~17 | 8~20 | 45   | 48   | 35   | 27 | 12 | 5  | M5 |    |
|  |      |     |    | 8~40  |        |      |      | 52.5 | 55.5 | 40   |    |    |    |    |    |
|  |      |     |    | 8~44  |        |      |      | 54   | 57   | 40   |    |    |    |    |    |
|  |      |     |    | 8~46  |        |      |      | 54   | 57   | 40   |    |    |    |    |    |
|  |      |     |    | 10~52 |        |      |      | 60   | 63   | 45   |    |    |    |    |    |
|  |      |     |    | 10~64 | 72     | 75   | 50   |      |      |      |    |    |    |    |    |
|  |      |     |    | 10~67 | 75     | 78   | 50   |      |      |      |    |    |    |    |    |
|  |      |     |    | 10~70 | 78     | 81   | 50   |      |      |      |    |    |    |    |    |
|  |      |     |    | 12~82 | 90     | 93   | 55   |      |      |      |    |    |    |    |    |
|  |      |     |    | 12~97 | 105    | 108  | 65   |      |      |      |    |    |    |    |    |
| 80   | 120  | 123 | 65 |       |        |      |      |      |      |      |    |    |    |    |    |

Order 訂貨代號      Catalog No.      —      齒數      —      齒形      —      軸孔內徑&加工

GSSSM1.5      —      30      —      B      —      T15

註1：如需規格表以外特殊加工，請來電告知。

註2：軸孔配合之鍵槽止付螺絲，請對照

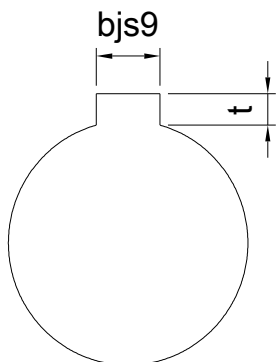
[孔徑鍵槽止付螺絲對照表](#)



## 孔徑 鍵槽 止付螺絲設計對照表

孔徑&鍵槽尺寸表

| dH7 | 鍵槽寬度bjs9 |         | 鍵槽深度 | t公差       |
|-----|----------|---------|------|-----------|
| 8   | 3        | ±0.0125 | 1.4  | +0.1<br>0 |
| 9   |          |         |      |           |
| 10  |          |         |      |           |
| 11  | 4        | ±0.015  | 1.8  |           |
| 12  |          |         |      |           |
| 13  |          |         |      |           |
| 14  | 5        | ±0.015  | 2.3  |           |
| 15  |          |         |      |           |
| 16  |          |         |      |           |
| 17  |          |         |      |           |
| 18  | 6        | ±0.015  | 2.8  |           |
| 19  |          |         |      |           |
| 20  |          |         |      |           |
| 21  |          |         |      |           |
| 22  | 8        | ±0.018  | 3.3  | +0.2<br>0 |
| 23  |          |         |      |           |
| 24  |          |         |      |           |
| 25  |          |         |      |           |
| 26  |          |         |      |           |
| 28  |          |         |      |           |
| 29  |          |         |      |           |
| 30  |          |         |      |           |
| 31  |          |         |      |           |
| 32  |          |         |      |           |
| 33  | 10       | ±0.0215 | 3.8  |           |
| 34  |          |         |      |           |
| 35  |          |         |      |           |
| 38  |          |         |      |           |
| 40  | 12       | ±0.0215 | 3.8  |           |
| 42  |          |         |      |           |
| 43  |          |         |      |           |
| 44  |          |         |      |           |
| 45  | 14       | ±0.0215 | 3.8  |           |
| 46  |          |         |      |           |
| 47  |          |         |      |           |
| 48  |          |         |      |           |
| 50  |          |         |      |           |
| 50  |          |         |      |           |



孔徑&止付螺絲對照表

| dH7  | 螺絲規格 |
|------|------|
| 4    | M3   |
| 5    |      |
| 6    |      |
| 6.35 |      |
| 7    |      |
| 8    | M4   |
| 9    |      |
| 10   |      |
| 11   |      |
| 12   | M5   |
| 13   |      |
| 14   |      |
| 15   |      |
| 16   |      |
| 17   | M6   |
| 18   |      |
| 19   |      |
| 20   |      |
| 21   |      |
| 22   |      |
| 23   |      |
| 24   |      |
| 25   |      |
| 26   |      |
| 28   | M8   |
| 29   |      |
| 30   |      |
| 31   |      |
| 32   |      |
| 33   |      |
| 34   |      |
| 35   |      |
| 37   |      |
| 38   |      |
| 40   | M10  |
| 42   |      |
| 43   |      |
| 44   |      |
| 45   |      |
| 46   |      |
| 47   |      |
| 48   |      |
| 50   |      |
| 52   |      |
| 55   |      |
| 57   |      |
| 60   |      |